






RESIDENTIAL & COMMERCIAL HYDRONIC SPACE HEATING SYSTEM EXPANSION TANK INSTALLATION INSTRUCTIONS SIZES 2 THROUGH 86 GALLON

SAFE INSTALLATION, USE AND SERVICE

Your safety and the safety of others is extremely important in the installation, use and servicing of this water heater.

Many safety-related messages and instructions have been provided in this manual and on your own water heater to warn you and others of a potential injury hazard. Read and obey all safety messages and instructions throughout this manual. It is very important that the meaning of each safety message is understood by you and others who install, use or service this water heater.

	<p>This is the safety alert symbol. It is used to alert you to potential personal injury hazards. Obey all safety messages that follow this symbol to avoid possible injury or death.</p>
---	---

	<p>DANGER indicates an imminently hazardous situation which, if not avoided, will result in death or injury.</p>
	<p>WARNING indicates a potentially hazardous situation which, if not avoided, could result in death or injury.</p>
	<p>CAUTION indicates a potentially hazardous situation which, if not avoided, could result in minor or moderate injury.</p>
	<p>CAUTION used without the safety alert symbol indicates a potentially hazardous situation which, if not avoided, could result in property damage.</p>

All safety messages will generally tell you about the type of hazard, what can happen if you do not follow the safety message and how to avoid the risk of injury.

PURPOSE OF EXPANSION TANKS

When water is heated it expands. Provision must be made for this expansion in a closed hot water heating system. This precharged diaphragm tank stores the expanded hot water and returns Air Free water to the system when the temperature drops.

INSTALLATION

Install into a tee or tapping anywhere in the hot water heating system. A residential tank may be installed vertically or horizontally. The tank may also be installed remotely and piped to system. A commercial tank must be installed vertically only.

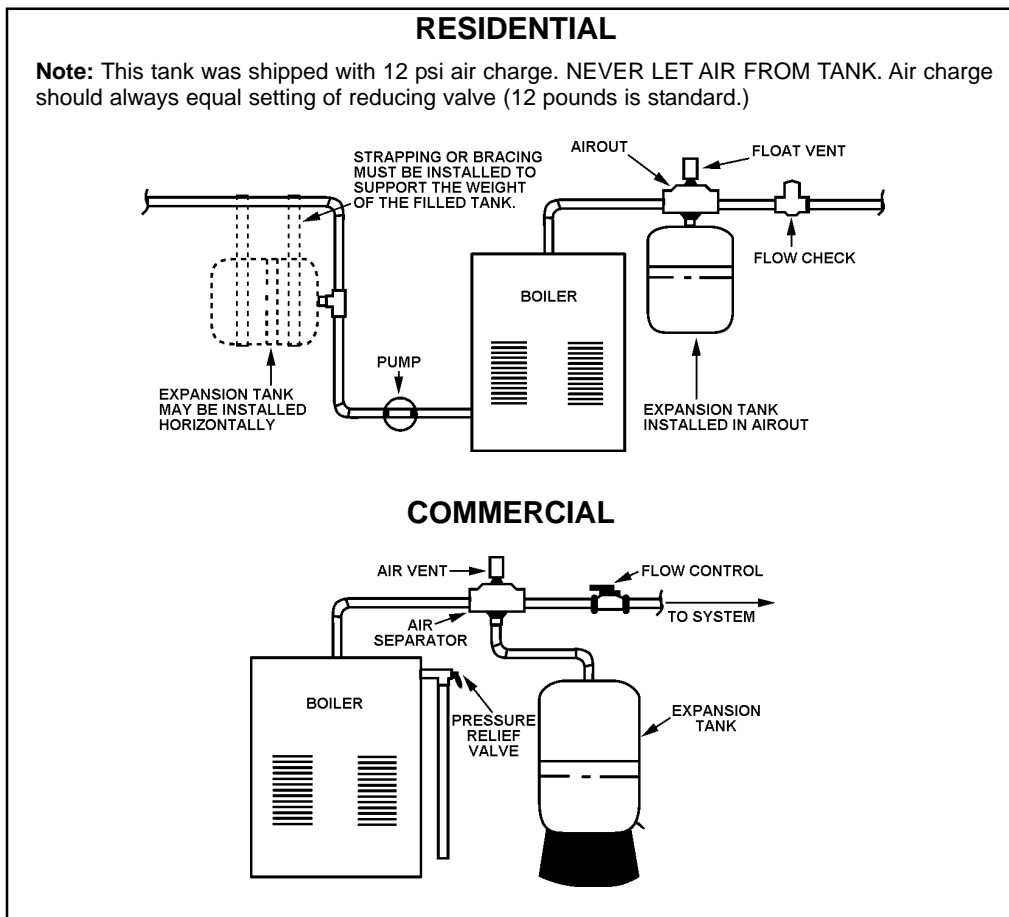
For best installation, install the tank into the airout with the float vent as shown below. The airout device will provide both a mounting tee and continuous automatic air removal from the system.

WARNING

This expansion tank is designed and intended for water storage at a maximum pressure of 100 psig and a maximum temperature of 240°F. Any use other than water or at a sustained or instantaneous pressure in excess of 100 psig is UNSAFE. A pressure relief valve of adequate size must be incorporated in the system.

CAUTION

This expansion tank, as all expansion tanks, will eventually leak. Do not install without adequate drainage provisions where water flow will cause damage. The manufacturer of this tank does not accept any liability or other responsibility for personal injury or property damage resulting from improper use, installation or operation of this tank, or of the system of which it is a part.



LIMITED WARRANTY

1 YEAR TANK PRODUCT WARRANTY EXPANSION TANK FOR HYDRONIC HEATING AND COOLING SYSTEMS

1 YEAR LIMITED WARRANTY ON TANK

The "Company" warrants the tank in this expansion tank in case of a leak within one (1) year from the date of purchase, or, in the absence of a Bill of Sale verifying said date, from the date indicated on the model and rating plate affixed to this tank. In case of a defect, malfunction, or failure to conform to this warranty, the Company will repair or replace this tank. No labor, installation, or freight (if any) charges are included in this warranty. You must pay these costs.

Prior to return of the expansion tank to the manufacturer for inspection, the Company will, if requested, ship a replacement expansion tank or part C.O.D. and later provide such reimbursement as subsequent inspection indicates is due under these warranties.

EXCLUSIONS AND LIMITATIONS OF THESE LIMITED WARRANTIES

1. The limited warranties provided herein are in lieu of any and all warranties, express or implied, including, but not limited to, implied warranties of merchantability and fitness for a particular purpose; provided, however, that implied warranties are not disclaimed during the one-year period from date of purchase. Some states do not allow limitations on how long an implied warranty lasts, so the above limitation may not apply to you.
2. The company shall have no liability hereunder, either direct or contingent, for incidental or consequential damages. Some states do not allow the exclusion or limitation of incidental or consequential damages, so the above limitation or exclusion may not apply to you.
3. This warranty gives you specific legal rights, and you may also have other rights which vary from state to state.
4. These warranties shall be void and shall have no effect:
 - a. If the design or structure of the tank is, or is attempted to be, modified or altered in any way, including, but not limited to, by attaching non-Company approved appliances or equipment.
 - b. If the tank is not properly installed in accordance with all local ordinances and regulations pertinent to tanks and the installation and instruction manual provided with this tank.
 - c. If the expansion tank is installed outdoors. This tank is intended for indoor installation only.
 - d. If the tank is not equipped with new pressure protective equipment required by local codes, but not less than a pressure relief valve certified by a nationally recognized testing laboratory that maintains periodic inspection of production of listed equipment or materials, as meeting the requirements for Relief Valves. This valve must be marked with a maximum set pressure not to exceed the marked hydrostatic working pressure of the tank.
 - e. If the tank is not operated within the factory calibrated limits.
 - f. If leaks in the tank, or defects in other parts, arise as the result of improper use, negligence in operation, accident, or from inability of the tank or any of its parts to function because of repairs, adjustments, or replacements improperly made outside the Company's factory, or because of fire, floods, or lightning.
 - g. If the model and rating plate has been defaced or discarded and you do not have a Bill of Sale to verify the purchase date.
 - h. If (1) installed in an area where leakage of the tank or connections would result in damage to the area adjacent to the tank or (2) where such a location is unavoidable, a suitable drain pan is not installed under the tank. When a drain pan must be used, the pan must be 1 1/2 inches deep and must have a minimum length of at least 2 inches greater than the diameter of the tank and must be piped to an adequate drain (see installation manual).
 - i. If the tank is used for any purpose other than expansion for hydronic space heating and cooling systems.
 - j. If the tank is used with pools, whirlpools, or hot tubs, or with any equipment or system that uses heavily chlorinated or otherwise nonpotable water.
 - k. If leaks in the tank or defects in other parts occur as a result of the tank being exposed to a highly corrosive atmospheric condition.
 - l. If leaking in the tank or defects in other parts occur as the result of the tank containing and or being operated with desalinated (de-ionized) water.
 - m. If leaks in the tank or defects in other parts arise as a result of sizing that does not comply with the manufacturer's currently published sizing guides or sizing recommended by the manufacturer.
 - n. If this expansion tank or any part has been under water.
 - o. If a new certified pressure relief valve (rated 75 p.s.i. max) is not installed and properly maintained.
5. Replacements and/or repairs furnished under these warranties do not carry a new warranty, only the unexpired portion of the original warranty.
6. The terms of this warranty may not be varied by any person, whether or not purporting to represent or to act on behalf of the Company.
7. In order to obtain service under these warranties you must promptly notify the installing contractor or dealer, giving the nature of the problem and the model and serial number of the tank. If for any reason the installer or dealer cannot be located or fails to provide satisfactory warranty service, you should write the Company with the above information.

NOTES
